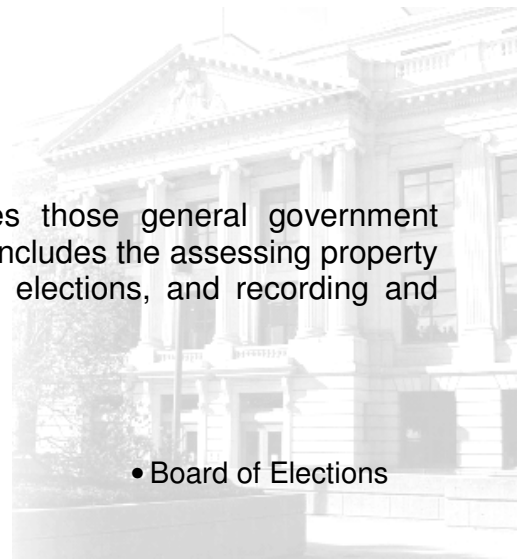


# General Government



## Summary

The General Government service area includes those general government services each county is required to provide. This includes the assessing property values and collecting property taxes, conducting elections, and recording and maintaining various public records.

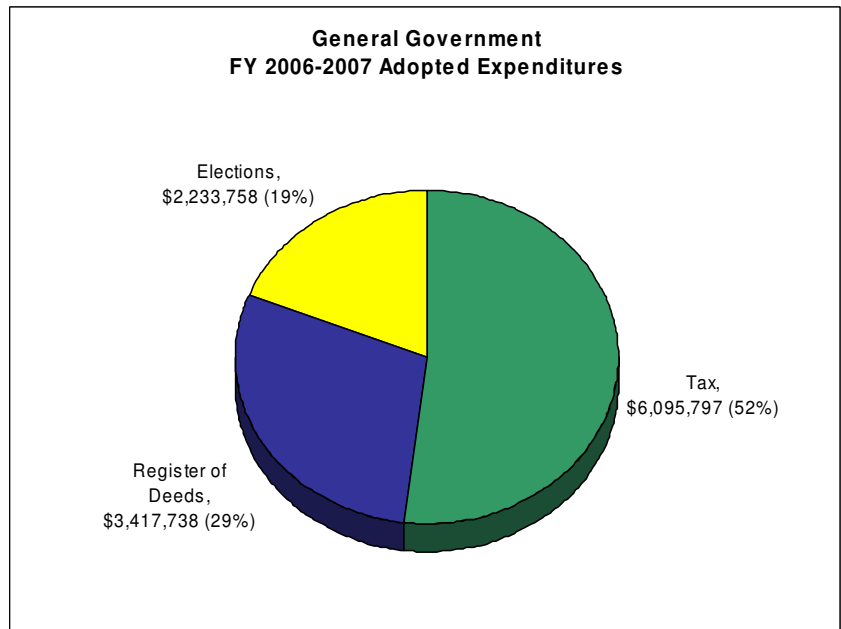
General Government departments include:

- Tax
- Register of Deeds
- Board of Elections

## Expenditures

Guilford County will spend \$11,747,293 for General Government services in the 2006-2007 fiscal year, a decrease of over \$3.2 million (-22%) from last year's budget. General Government departments account for about 2% of the total expenditures for the County.

The budget includes an additional \$534,000 for the Register of Deeds, primarily for capital expenditures for technology enhancements. The increase in capital expenditures is fully funded from portions of Register of Deeds revenues that are earmarked by state statute for technology improvements. In fact, the department will generate revenues in excess of its expenditures.



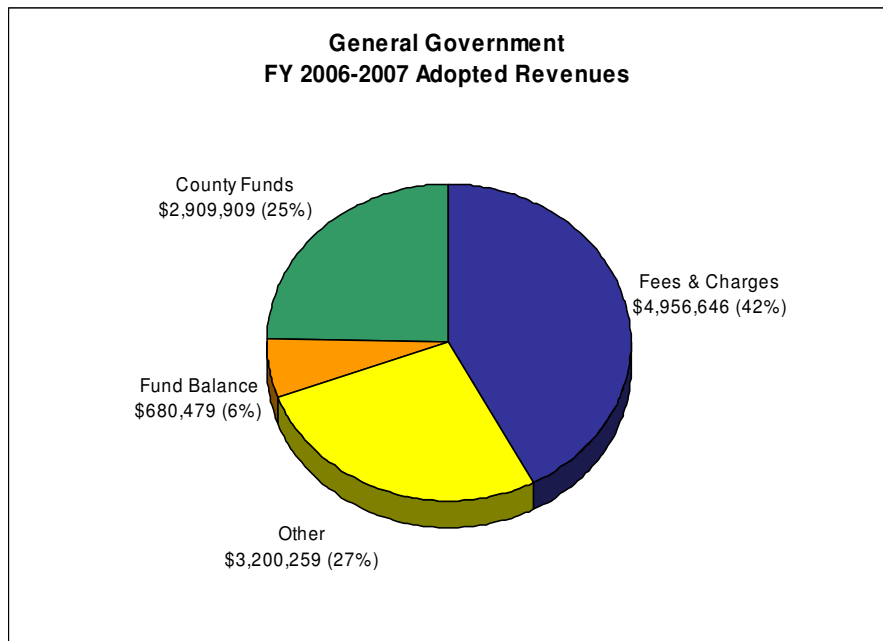
The FY 2005-2006 budget for Elections included funds to purchase the majority of the new voting machines the County needs to comply with new state regulations. The department will purchase a smaller number of machines next year. As a result, the department's budget reflects a \$3.7 million decrease for FY 2006-2007.

## Revenues

Seventy-five percent (75%) of the revenues used to support General Government departments are generated through Fees & Charges and other revenues, including portions of fund balance earmarked for specific departments. These include fees and excise taxes charged by the Register of Deeds and fees paid by municipalities to the County for the billing and collection of their property taxes.

The County contributes the remaining 25% (\$2.9 million) of the revenues necessary to fund General Government services. A combination of revenue growth and budget reductions means that the County's share of this service area's costs will fall by nearly \$1.2 million in FY 2006-2007.

Federal grant funds were used in FY 2005-2006 to purchase the new elections machines mentioned above. No grant revenues are anticipated next fiscal year.



	FY 04-05	FY 05-06	FY 06-07	Change from Adopted	
	Expenditures	Adopted Budget	Adopted	\$	%
<b>Departments</b>					
Tax	\$ 5,687,925	\$ 6,212,917	\$ 6,095,797	\$ (117,120)	-1.9%
Register of Deeds	\$ 2,118,553	\$ 2,883,797	\$ 3,417,738	\$ 533,941	18.5%
Elections	\$ 2,725,916	\$ 5,900,270	\$ 2,233,758	\$ (3,666,512)	-62.1%
<b>Total</b>	<b>\$ 10,532,394</b>	<b>\$ 14,996,984</b>	<b>\$ 11,747,293</b>	<b>\$ (3,249,691)</b>	<b>-21.7%</b>
<b>Revenues</b>					
Federal/State Funds	\$ 573,572	\$ 2,832,429	\$ -	\$ (2,832,429)	--
Fees & Charges	\$ 4,596,300	\$ 5,060,248	\$ 4,956,646	\$ (103,602)	-2.0%
Other	\$ 3,257,310	\$ 2,825,741	\$ 3,200,259	\$ 374,518	13.3%
Fund Balance	\$ 944,372	\$ 167,574	\$ 680,479	\$ 512,905	306.1%
County Funds	\$ 1,160,840	\$ 4,110,992	\$ 2,909,909	\$ (1,201,083)	-29.2%
<b>Total</b>	<b>\$ 10,532,394</b>	<b>\$ 14,996,984</b>	<b>\$ 11,747,293</b>	<b>\$ (3,249,691)</b>	<b>-21.7%</b>